


Shorelines of Norfolk II



Technical Details:	
Issue Date:	7th May 2014
Values:	5c, 10c, 25c, 70c, \$1.75, \$2.60
FDC	\$6.95
Designer:	Mary pavicich
Printer:	Southern Colour Print NZ
Layout	sheets 50 stamps
Prod. Qty:	20000 of each 1000 FDC

Another 6 Norfolk Island Shorelines are featured in this issue, each stamp is complemented with a Spirula spirula shell being featured in the bottom right hand corner.

.05c Cemetery Beach

There are some beautiful reefs exposed at low tide at this beach, where you can clearly see the colourful rock fish swimming around. This picture shows the reef at mid-tide, Phillip Island in the background and where the pines are is part of the Golf course, surely this Golf course must boast one of the best vistas in the world. If you are in the area do remember to take a stroll here.

.10c Beefsteak

A quiet and secluded little beach with beautiful rock pools, this is Beef-steak. Now where is it exactly? Oh yeah thats where buried the lost treasure!

.25c Crystal Pool

There are 2 rectangular pools here, Crystal and Nobbs pool. This is a picture of water flowing across the wall at high tide. Locals love this place for swimming, snorkeling and fishing, however, it is a place where you must be careful of the sea at all times. One should go there at low tide as at other times large waves dump in tonnes of water, lots of fun but a little dangerous!

.70c Cascade Bay


This lovely little freshwater fall is coming from Cockpit the next valley from the pier. Cascade Bay is one of the 2 places where the cargo ships unload and what you see here on this stamp is looking to the left of the jetty.

\$1 .75 Garnet Point

Is quiet off the track spot - it is simply beautiful here.

\$2.60 Duncombe Bay

This rock is called "Elephant Rock" for obvious reasons. This is to be found on the bird rock walk in the national park, if you are feeling spritely. Bird rock is other islet shown, seal and shark/whale rock is also hiding here as well.



Issue Date:	26th May 2014
Values:	15c, 70c, \$1.40, \$1.50, \$3.50
FDC	\$8.75
Designer:	Mary Pavicich
Printer:	Southern Colour Print NZ
Layout	sheets of 2 x 25 panes
Prod. Qty:	15000 of each 500FDC

Living on Norfolk Island are some very talented people who have taken items such as recyclables, natural fibres, cloth along with imagination loads of skill,

creativity and time to make the various items that are the feature of this "Artwear" stamp issue.

In January of each year a "Wearable Arts" competition is held on Norfolk Island and in January 2015 the 10th Wearable Arts Competition will be taking place.

The outfits on this stamp issue are just some of the wonderful creations that we have seen over the years.

.15c - "Fishing for the Groom"

Created by Wayne Boniface Modelled by Mandy Gardner

The bodice of this costume has been designed to resemble a "fishing net", hence the garment's name of "Fishing for the Groom".

Wayne has made this outfit from pandanus leaves that has been soaked in the sea for a number of weeks, dried, then woven and sewn together. The decoration on the hat is made from the rib that is stripped out of the coconut frond before the frond has opened up. "Fishing for the Groom Wedding", was

awarded the best Overall Design of 2011 Wearable Arts show along with being the winner of the natural fibre section.

It has also been displayed at the 2012 Pacific Arts Festival in the Solomon Islands.

.70c - "Pasta Bella"

Creator: Wayne Boniface Model: Kristie Wilson

This costume is made from flax, natural fibres, and has been stripped down by using a pasta cutter. It was the winner of the Natural Fibres section and the runner up for best designer at the 2014 Wearable Arts Competition.

\$1.40- "Flora Abunda Metallica"

Created by Tony Gazzard Modelled by Claudia Yelavich

This costume and headpiece was constructed from carefully cut soft drink cans and then shaped into giant sparkling flowers to create an impressive and shining ballgown and headpiece.

It was the winner of the Recycled Category In 2013 Wearable Arts Competition

\$1.50 - "Romeo and Julieta"

Designed by Julie Paris Modelled by Victoria-Rose Paris

This romanticised name reflects the nature of tobacco through time, which was once a sign of elegance, from its discovery in the Elizabethan era which was the inspiration for the ruffled bustle, wide skirt and neckline of this outfit.

Made from the cases and boxes that once held cigars, held together by fencing and chicken wire,

This outfit was Judged to be the Best Overall Design of the 2014 Wearable Arts competition on Norfolk Island.

\$3.50 - "Bamboo Princess Warrior"


Created by Robyn Butterfield Modelled by Maleah Butterfield

This natural fibre costume was made from the outer layer of locally grown bamboo and then carefully sewn together.

This was award runner-up for the Natural fibre at the 2013 Wearable arts competition

Joint Issue

Technical Details:	
Issue	22nd



Date:	July 2014
Values:	20¢, 70¢, \$1.40
FDC	\$4.50
Designer:	
Printer:	Southern Colour Print NZ
Layout	
Prod. Qty:	

Norfolk Island - Australia Joint Issue

100th Anniversary of Norfolk Island becoming an External Territory of Australia

Released 22.7.14

On 1st July, 1914 Norfolk Island became the 2nd external Territory of Australia.

Since 1947 Norfolk Island has been responsible for its own postal service and Postage stamps. This joint stamp issue features the endemic Norfolk Island pine *Araucaria heterophylla*. The Norfolk Island Pine is also widely grown in Australia particularly in coastal regions.

Cottesloe Beach in Western Australia is shown in the Australian .70c stamp and the .20c Norfolk Island stamp.

The Old Military Barracks at Kingston Norfolk Island now home to the island's Legislative Assembly is shown on the \$1.40 Australian Stamp and the .70c Norfolk Island Stamp.


2 stamps have been released, one featuring the Old Military Barracks at Kingston, and one featuring Cottesloe Beach in Western Australia which

Norfolk Island Stamp set is .90c

Australian Stamp set is \$2.10

Joint First Day Cover - has both Australia and Norfolk Island stamps on it. - \$4.50

Quota International



Technical Details:	
Issue Date:	15th August 2014
Values:	15¢, 70¢, \$3.20
FDC	\$5.55
Designer:	Mary Pavicich
Printer:	Southern Colour Print NZ
Layout	sheets 50
Prod. Qty:	12000 each 500 FDC

15th of August 2014 celebrates 35 years of Quota on Norfolk Island.


Quota Club International Inc. began on 6th February, 1919 in Buffalo New York. It was the first international club for women and it was an organisation of service and friendship, which embraced members regardless of geographic location.

\$0.15c - Features a BBQ table overlooking Emily Bay. Quota has been providing this type of BBQ table at the Lone Pine area.

\$0.70c Â· Features the Telescope that Quota has installed at the Queen Elizabeth Lookout. Monies raised from the use of this Telescope are donated to the Service Fund.

\$3.20 Â· Features the Memonal Seat that Quota provided, being used by a young family relaxing and looking out to sea. On Tuesday 12th August, 201 4, His Honour the Administrator, Mr Gary Hardgrave and Mrs Hardgrave hosted a "Welcoming" at Government House for the 118 visiting Quota members, along with the local members. Government House is the image on the First Day Cover. Quota is one of the many organisations that have enjoyed the benefits of the Government House "Open House" fundraising afternoons that held are there each month. Quota's fundraising afternoon was held on the very next day, using local Quota club members as the sitters.


100 years of Red Cross



Technical Details:	
Issue Date:	29th September 2014
Values:	Souvenir sheet \$3.50
FDC	\$6.00
Designer:	Mary Pavicich
Printer:	Southern Colour Print NZ
Layout	sheets 50
Prod. Qty:	5000 SS 700 FDC

A Souvenir Sheet was released to honour "100 years of Red Cross on Norfolk Island". Red Cross on Norfolk Island (N.I.) was instigated by the then Administrator's wife, Mrs Marsh. Featured on the sheet is: -A Red Cross Kit bag that was used in the very beginning of Red Cross on N.I. An old Red Cross Poster is the stamp. Mrs Susan Nobbs who was the first President of the Norfolk Island Red Cross branch

Pine Trees Booklet



Technical Details:	
Issue Date:	29th September 2014
Values:	10 x 70c (booklet \$7.00)
FDC	\$9.00
Designer:	Mary Pavicich
Printer:	Southern Colour Print NZ
Layout	sheets 50
Prod. Qty:	5000 Booklets 700 FDC



PineTrees Booklet

A booklet of 10 Peel and Stick stamps showing the various stages of the life of the Nortolk Island Pine *Araucaria heterophylla* has been released for Post Office use.

Quilts



Technical Details:	
Issue Date:	17th October 2014
Values:	15¢, 70¢, \$1.40, \$150, \$3.50
FDC	\$8.75
Designer:	Mary Pavicich
Printer:	Southern Colour Print NZ
Layout	sheets of 50 2 x 25
Prod. Qty:	12000 each 700 FDC

During October, Quilters came from both Australia and New Zealand to meet up with local Quilters to share & learn designs and Quilting techniques.

Whilst visiting Quilters were on island, a Quilts show was held at the local R.S.L. club.

"Quilts" stamp issue was released to co-incide with the visiting Quilters week ..

15¢-Quillow

Is a Memory Quilt that was made by Julie South. This sampler quilting can be used as a pillow or a quilt. Julie says that the Quillow is reflective of her grandma's rose garden, with stepping stones that go from then and creates pathways into the future.

70¢ - Norfolk Island Inspirations Sampler

100 cm x 150 cm

Designed and made by: Kay Greenbury, Raewyn Maxwell, Rowena Massicks& Barbara Solomon

This modern sampler was created to help teach visiting quilters different fabric and patchwork techniques.

The wall hanging comprises of 17 different blocks. with some being repeated. Many of the blocks are traditional, but most are originally designed and purposely chosen to depict

Norfolk Island. Different aspects of the natural beauty and some of the short and varied history of the island are incorporated.

There are 20 different fabrics with the island influenced colours.

\$1 .40 - Sunset at Puppy's Point
This wall hanging, designed and created by Kay Greenbury, reflects the colours of a Puppy's point sunset with silhouetted Norfolk Island Pine Trees. It has been made using the applied tile technique taught by Gloria Loughman, International Quilt Tutor, after attending classes during April, 2012. The pines have been raw-edge appllied over hand-dyed fabrics that have also been enhanced using fabric paints.

\$1 .50 - Southern Cross Shared
Quilted by Kay Greenbury
This quilt was designed and created by Kay Greenbury to reflect the influence the Southern Cross has over both Australia and New Zealand. Using both Australian and Kiwiana fabrics supplied by students in October 2012, the quilt isÂ· made using a simple four-patch block and star motif with brown, cream and green highlights to form the striking Southern Cross pattern

\$3.50 Storm at Sea
Made by Rowena Massicks. Pattern Tradition.
Miniature Wall Hanging measuring 33 cm x33cm
Hand pieced and quilted
This traditional pattern is known by several names, but the most common name is 'Storm at Sea'. The design has been recordedÂ· as being popular since late 19th century.
It is an interesting design in that it only has straight lines but to the eye it initially appears that there are curves. The illusion of waves moving across the surface is created by only a few geometrical shapes with simple dimensions. The varying blocks widths help to provide the illusion .
Different techniques can be used in assembling the blocks but for the purpose of creating miniature wall hanging Rowena used a paper piecing technique.
The small components of the design are drawn on paper, the fabric is stitched together through the paper to achieve accurate seams, the blocks are sewn together and the paper is removed.
Hand sewing was used as at times there is only a fevv stitches in each line.
The piece was hand quilted. Larger wall hangings and quilt size creation of the design are usually done by machine sewing with the correctly cut pieces of fabric being used to achieve accuracy.
Rowena has used traditional colours for her 'Stonn at Sea', but many variations can be used. Often secondary designs are achieved with ingenious colour placements.

Christmas 2014



Technical Details:	
Issue Date:	3rd November 2014
Values:	15¢, 65¢, \$1.70, \$1.80, \$2.55
FDC	\$8.20
Textile design	Sue Pearson
Designer:	Mary Pavicich
Printer:	Southern Colour Print NZ
Layout	
Prod. Qty:	12000 each 700 FDC

Every year stamp designers say "that the hardest issue to design is Christmas", as they try and look for new ideas. Designer, Mary Pavicich has done just that by using local artist Sue Pearson's designed and hand printed Fabrics. Sue is a talented local artist that works with many mediums and these fabric designs of Sue's are yet to be released. The "island elements" of Breadfruit, Passionfruit Flower, Taro, Turtle and Hibiscus are some of the features of the fabric designs on the Christmas stamps of 2014.
Each stamp is printed in metallic ink which gives the stamps a lovely finish.